



ಬೃಹತ್ ಬೆಂಗಳೂರು ಮಹಾನಗರ ಪಾಲಿಕೆ
Bruhat Bengaluru Mahanagara Palike



BBMP COVID-19 WAR ROOM 01.06.2022

BBMP / COVID-19 WAR ROOM / BULLETIN – 800 / 01.06.2022 / #BBMPfightsCOVID19



OVERVIEW OF COVID-19 IN BENGALURU



CASE TRENDS

ACTIVE CASES **1,895**

Confirmed Cases

158

17,87,875 #

Recovered Cases

200

17,69,016 #

Death Cases

0

16,964 #



HOSPITALIZATION

2

ICU – V

-

ICU

-

HDU

-

General

2

INCLUDES GOVT. QUOTA AND PRIVATE WALK-IN HOSPITALIZATION



VACCINATION

9,918 1,91,94,716 #

First Dose

1,401

96,01,621 #

Second Dose

4,646

87,55,767 #

Precaution Dose

3,871

6,13,935 #



TRIAGING

MTU

15

Tele Triage

154



ACTIVE CLUSTERS

5

Budding Clusters (<5 Cases)

3

Clusters (> 5 cases)

2



TESTING

13,925 2,97,68,697 #

RAT

2,982

RTPCR

10,943

Positivity : 1.31%

*FOR LAST 7 DAYS

: indicates cumulative numbers till date



ABSTRACT OF COVID-19 SCENARIO IN BENGALURU



	MALE			FEMALE			TRANSGENDER			TOTAL		
	Last 24 Hours	Last 7 Days	Cumulative	Last 24 Hours	Last 7 Days	Cumulative	Last 24 Hours	Last 7 Days	Cumulative	Last 24 Hours	Last 7 Days	Cumulative
Positive Cases	91	671	10,57,514	67	534	7,30,170	0	0	191	158	1,205	17,87,875
Recovered Cases	118	624	10,45,209	82	416	7,23,624	0	0	183	200	1,040	17,69,016
Death Cases	0	0	10,745	0	0	6,215	0	0	4	0	0	16,964
Total Tests Done	In Last 24 hrs. : 13,925			In last 7 days : 91,778			Cumulative : 2,97,68,697					
Vaccine Doses Administered	In Last 24 hrs. : 9,918			In last 7 days : 85,833			Cumulative : 1,91,94,716					
ACTIVE CASES									1,895			

*Covid deaths occurred today : 00 | Covid deaths occurred beyond last 24 hrs., reported today : 00

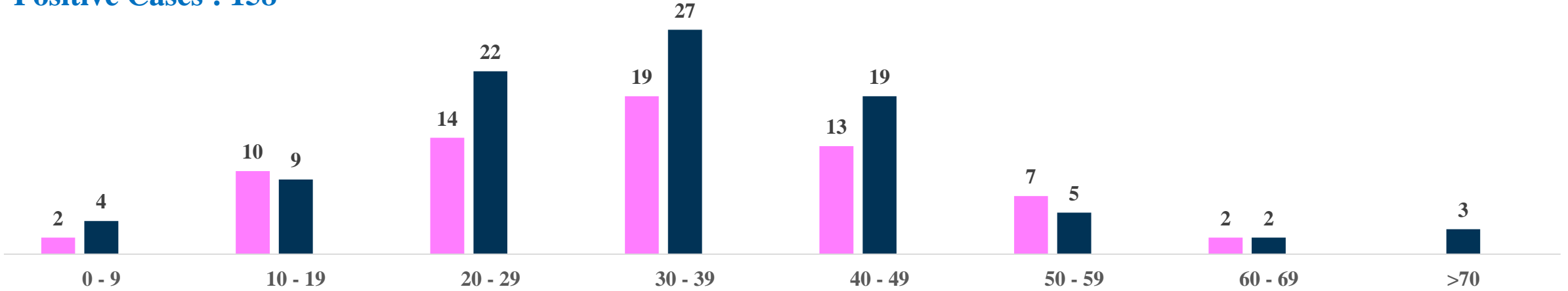


LAST 24 HOURS AGE GROUP AND GENDER WISE DISTRIBUTION

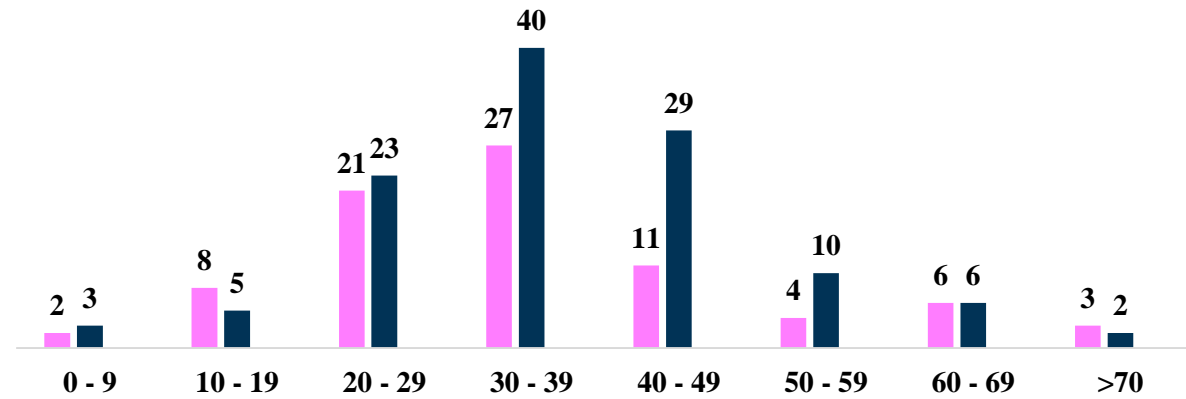


Positive Cases : 158

Female Male Transgender



Recovered Cases : 200

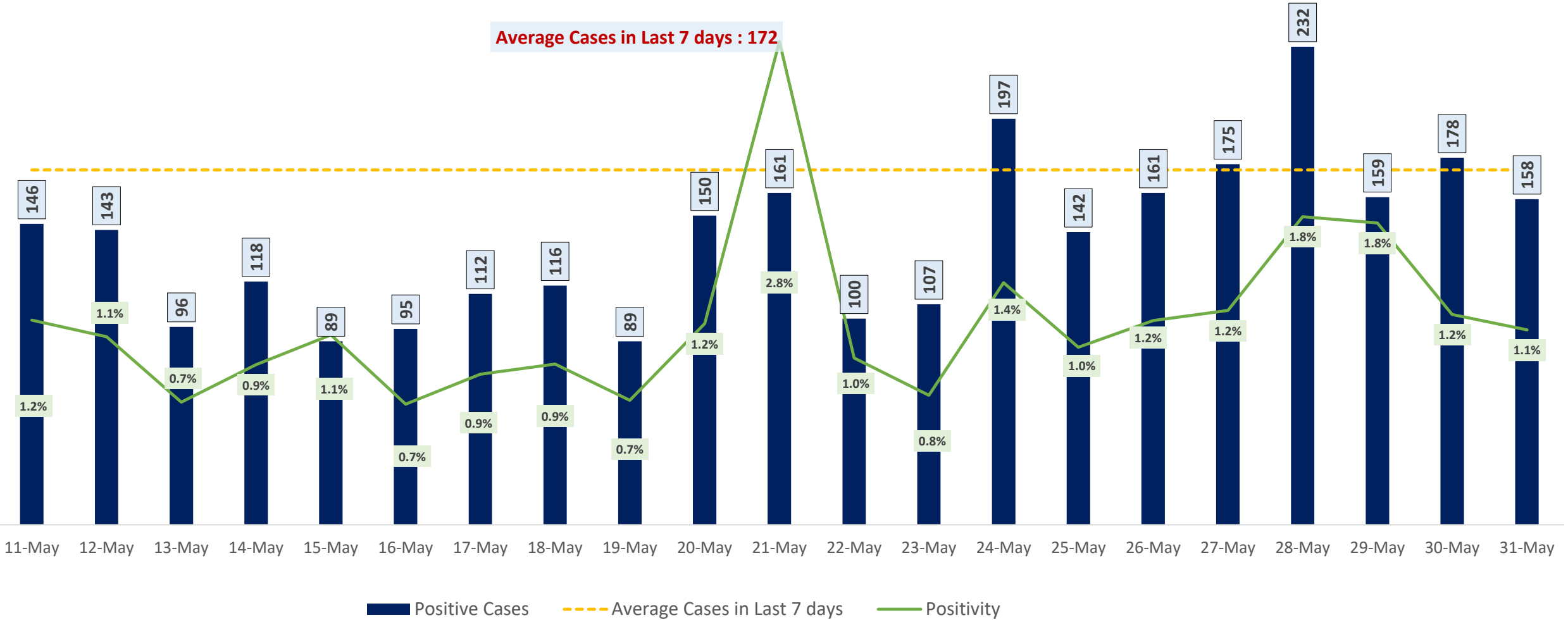


Death Cases : 0

0 to 9 10 to 19 20 to 29 30 to 39 40 to 49 50 to 59 60 to 69 >=70



POSITIVITY RATE OF BENGALURU – LAST 21 DAYS

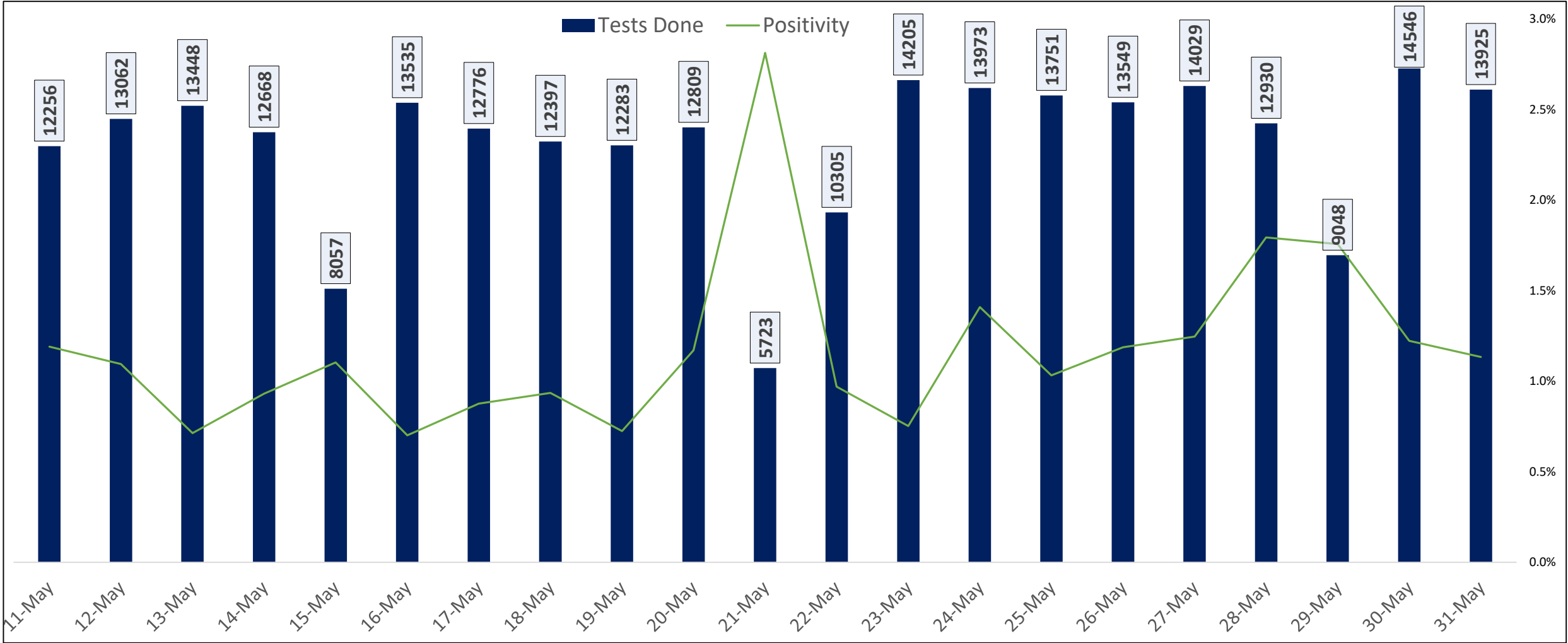




TESTING TRENDS IN BENGALURU



Total Test Conducted Till Date	Test Conducted Last 24 hours	Last 7 Days Average
2,97,68,697	13,925	13,111



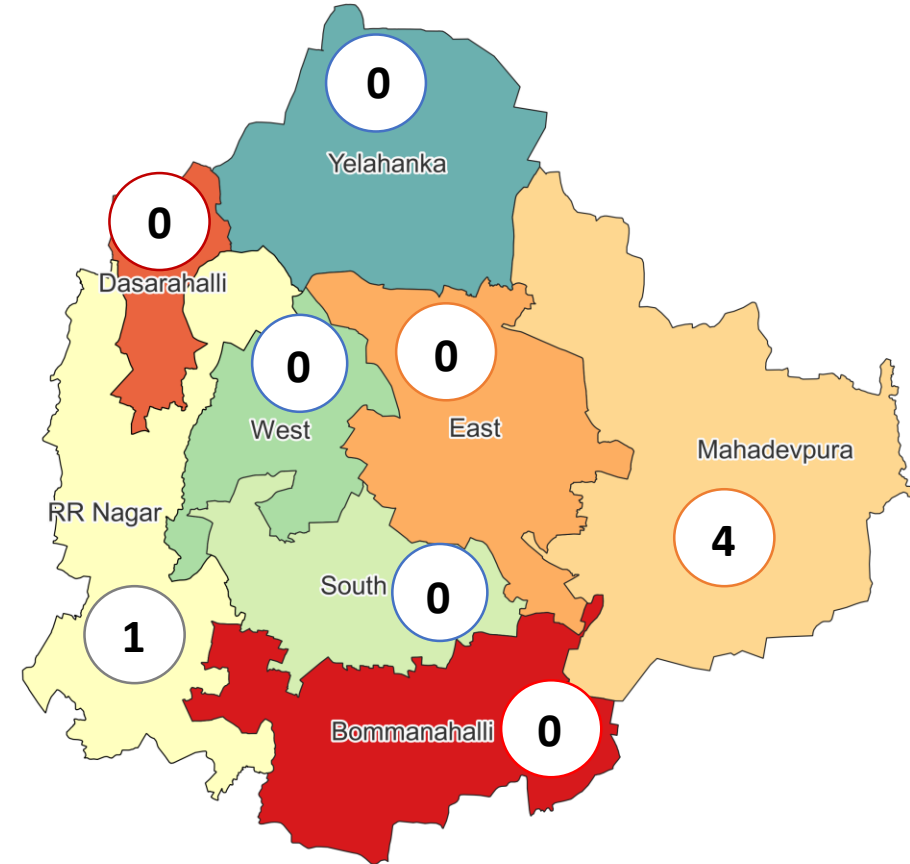


CLUSTER DETAILS



Zone Name	TOTAL CLUSTERS	Budding Clusters	Clusters	Outbreaks
		Less Than 5 Cases	5 To 14 Cases	More Than 14 Cases
BOMMANAHALLI	0 (-)	0 (-)	0 (-)	0 (-)
DASARAHALLI	0 (-)	0 (-)	0 (-)	0 (-)
EAST	0 (-)	0 (-)	0 (-)	0 (-)
MAHADEVPURA	4 (-)	3 (-)	1 (-)	0 (-)
RR NAGAR	1 (-)	0 (-)	1 (-)	0 (-)
SOUTH	0 (-)	0 (-)	0 (-)	0 (-)
WEST	0 (-)	0 (-)	0 (-)	0 (-)
YELAHANKHA	0 (-)	0 (-)	0 (-)	0 (-)
TOTAL	5 (-)	3 (-)	2 (-)	0 (-)

Total Active Clusters



Types of Clusters

Zone Name	Apartments/ Villa	Individual House	Hostels/Quarters	Others	Schools/Colleges
BOMMANAHALLI	0 (-)	0 (-)	0 (-)	0 (-)	0 (-)
DASARAHALLI	0 (-)	0 (-)	0 (-)	0 (-)	0 (-)
EAST	0 (-)	0 (-)	0 (-)	0 (-)	0 (-)
MAHADEVPURA	3 (-)	1 (-)	0 (-)	0 (-)	0 (-)
RR NAGAR	0 (-)	1 (-)	0 (-)	0 (-)	0 (-)
SOUTH	0 (-)	0 (-)	0 (-)	0 (-)	0 (-)
WEST	0 (-)	0 (-)	0 (-)	0 (-)	0 (-)
YELAHANKHA	0 (-)	0 (-)	0 (-)	0 (-)	0 (-)
TOTAL	3 (-)	2 (-)	0 (-)	0 (-)	0 (-)

▲▼ : Shows increase and decrease in numbers as compared to previous day



GOVT. QUOTA COVID BED STATUS AS ON 01.06.2022



SR. NO.	Facility Type	No. of Hospital	Total Allocated Beds for C+ Patients					Occupied Beds for C+ Patients					Net Available Beds for C+ Patients				
			Gen Beds	HDU	ICU Beds	ICU-V	Total	Gen Beds	HDU	ICU Beds	ICU-V	Total	Gen Beds	HDU	ICU Beds	ICU-V	Total
1	Government Medical Colleges	4	120	255	33	27	435	0	0	0	0	0	120	255	33	27	435
2	Government Hospitals	18	637	292	74	95	1,098	0	0	0	0	0	637	292	74	95	1,098
3	Private Medical Colleges	12	178	200	66	35	479	0	0	0	0	0	178	200	66	35	479
4	Private Hospitals	32	181	61	49	42	333	0	0	0	0	0	181	61	49	42	333
5	Covid Care Centre	1	50					0					50				
Total Beds		67	1,166	808	222	199	2,395	0	0	0	0	0	1,166	808	222	199	2,395

* Status as on 01.06.2022 – 04:45 PM

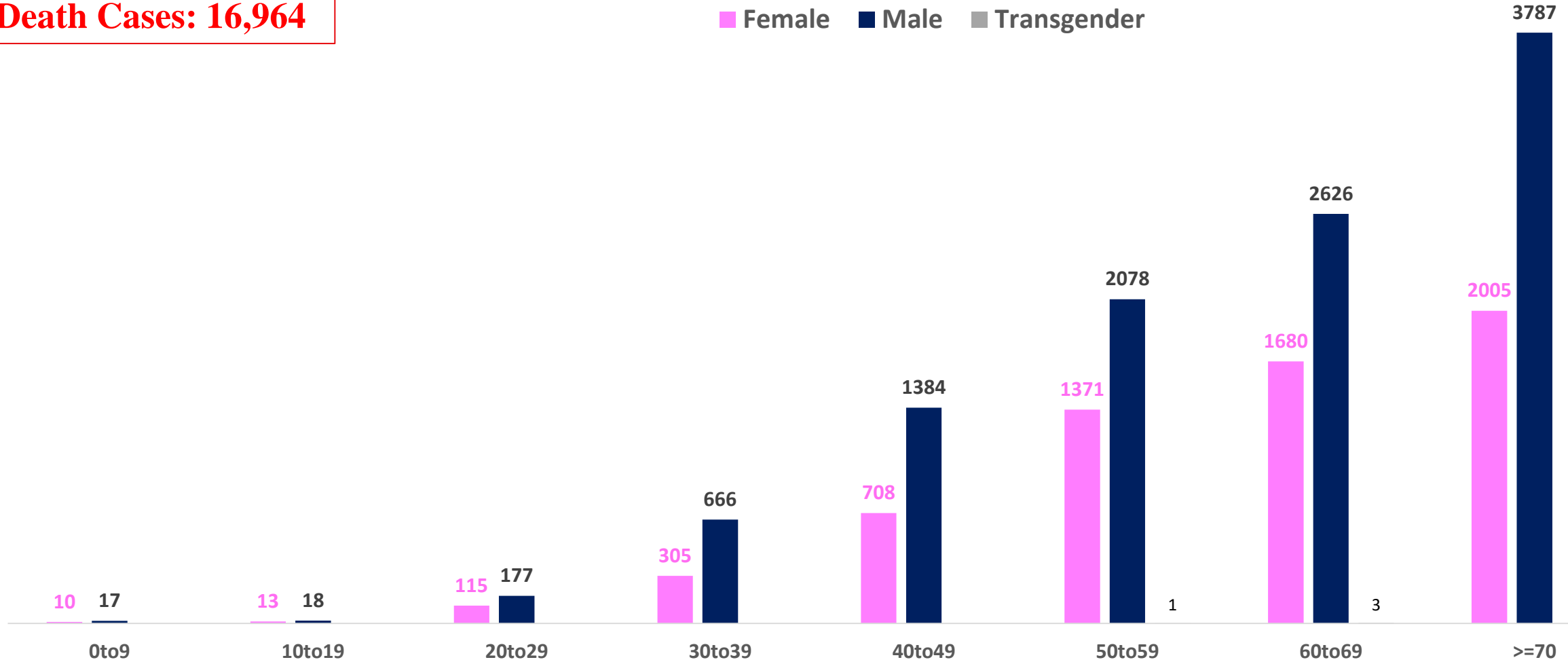


AGE AND GENDER WISE DISTRIBUTION OF DEATH CASES



Death Cases: 16,964

Female Male Transgender





VACCINATION COVERAGE AS ON 31.05.2022



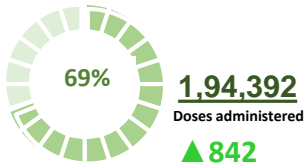
Total Doses Administered

1,91,94,716

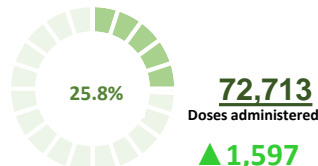
▲ 9,918

Total 12-14 years Population : 2.82 Lakhs

1ST DOSE

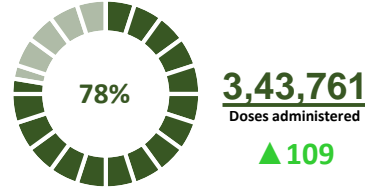


2ND DOSE

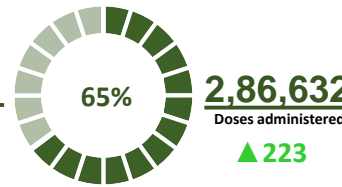


Total 15-18 years Population : 4.42 Lakhs

1ST DOSE

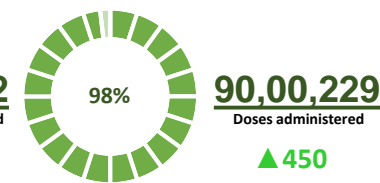


2ND DOSE

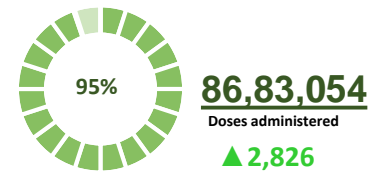


Total adult Population : 91.7 Lakhs

1ST DOSE



2ND DOSE



Priority Group*

Health Care Workers

Dose 1

2,10,311

Doses administered

▲ 0

Dose 2

2,06,461

Doses administered

▲ 3

Frontline Workers

Dose 1

3,81,807

Doses administered

▲ 0

Dose 2

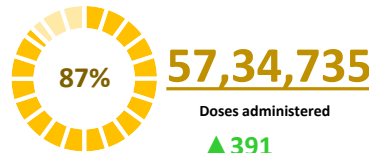
3,72,588

Doses administered

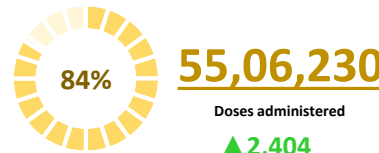
▲ 7

18 - 44 Years Coverage

Dose 1



Dose 2



PRECAUTION DOSE



6,13,935

Doses administered

▲ 3,871

PRECAUTION DOSES ADMINISTERED

Health Care Workers

78,002

Booster Doses administered

▲ 187

Front Line Workers

80,960

Booster Doses administered

▲ 522

60 + Years Coverage

3,25,552

Booster Doses administered

▲ 816

18 + Years Coverage

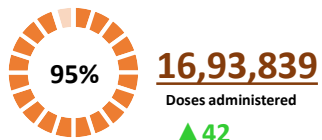
1,29,421

Booster Doses administered

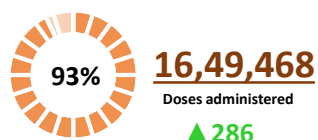
▲ 2,346

45 – 59 Years Coverage

Dose 1

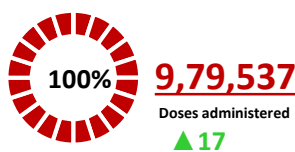


Dose 2

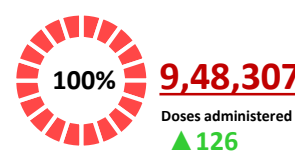


60 + Years Coverage

Dose 1



Dose 2



▲ indicates the increase in last 24 hours



COVID-19 SCENARIO IN BENGALURU AND OTHER METROPOLITAN CITIES



CITY NAME	Positive Cases	Active Cases	Recovered	Deceased	Vaccine Doses Administered
New Delhi	19,06,896	1,603	18,79,083	26,210	3,42,90,509
Bengaluru*	17,87,875	1,895	17,69,016	16,964	2,20,89,741
Mumbai	10,64,880	2,526	10,42,788	19,566	2,11,02,492
Chennai	7,52,533	268	7,43,197	9,068	1,05,44,556
Kolkata	4,47,192	272	4,41,264	5,656	1,01,71,193

Source : <https://dashboard.cowin.gov.in/> at 4:45 pm (01.06.2022)
Source : <https://www.covid19bharat.org/> at 4:45 pm (01.06.2022)

*includes BBMP & Bengaluru Urban



SNAPSHOT OF COVID-19 CASES IN BENGALURU URBAN



**Total Wards With
< =5 Cases* :
171**

**Tests Conducted
On 31.05.2022:
13,925**

**Recovery
Rate:
98.95%**

**Total
Active Cases :
1,895**

**Total Vaccinated on
31.05.2022:
9,918**



**Positivity
Rate* :
1.31%**

**Active
Rate:
0.11%**

**Case
Fatality Rate* :
0.00%**

*Total positive cases In the past 7 days

*CFR and positivity is for Past 7 days

Download BBMP Bulletin	https://apps.bbmpgov.in/covid19/mediabulletin.php
For BBMPCovid19 Bed Status:	https://apps.bbmpgov.in/covid19/en/Bedstatus.php
To register for vaccination :	https://selfregistration.cowin.gov.in/
BBMP COVID19 Dashboard:	https://apps.bbmpgov.in/covid19/
Follow us on:	 www.facebook.com/bbmp.comm1/
	 twitter.com/BBMPCOMM

Issued by:

Honorable Chief Commissioner, BBMP
Special Commissioner Health & IT, BBMP
MD, Bengaluru Smart City Limited

THANK YOU !

